



MCR SAFETY

Customize and Brand Your PPE



Heat Transfer



Pad Print



Silk Screen

Call MSC today to learn about
the latest CUT PRO solutions.
800.645.7270 | mscdirect.com

Available
Today At

MSC

Custom Branding

The keys to branding PPE with a custom logo centers around making sure all parties understand the process, time tables, and options relative to the best location to showcase the brand. Here are the guidelines to follow and process associated with each:

Process of Customizing

Step 1 Provide name of Distributor and End-User requesting the logo

Step 2 Specify a list of the Sku(s) selected for the logo

Step 3 Specify if this is new or existing logo

Step 4 Provide camera ready artwork of logo

Step 5 Specify the location of where the logo should be applied

Step 6 Specify the color of the logo and/or provide the PMS Color #

Step 7 Specify the type of logo requested


Gloves	Glasses	Garments
Heat Transfer	Pad Print Only	Silkscreen
Pad Print		Heat Press
Heat Press		Embroidery

Step 8 MCR Safety will provide an art proof which requires a signature to confirm logo, color, and location.

Example of Camera Ready Artwork



Camera ready artwork ex. (.ai, .eps or .pdf file types)



NOT Camera ready artwork ex. (.jpg, .png, .tiff file types)

Art Proof Timing:

- 48 Hour Turnaround:
Repeat logos, camera ready artwork, revisions to existing logos
- 72 Hour Turnaround:
Non-Camera-ready artwork

Digital Logo Proof for BOYS RANCH
Date: Sep 13, 2021

Add Logo Location

Logo Location: Regular Wind
Dimensions: 2.5" by 2.5"

Application Type: Heat Transfer
Product Number: 9507LMH
Imprint Color(s) / Thread Color: ** PANTONE 294C (Blue)

Customer Contact Name: Your Name
Distributor Name: Your Distributor

Logo Location(s): Regular Wind
Logo #

☒ Ready for Approval ☐ Approved ☐ Date Approved

MCR Safety
1285 W. Salsbury Blvd
M Collinsville, TN 38017
800.855.6887
Fax: 901.842.7343
MCRImprints@MCRSafety.com

Digital Logo Proof for IMS
Date: Aug 27, 2019

Add Logo Location

Logo Location: Lower Right Lens (LRL)
Dimensions: 15.5mm by 5.8mm

Application Type: Pad Print
Product Number: MP112AF
Imprint Color(s) / Thread Color: ** White

Customer Contact Name: Your Name
Distributor Name: Your Distributor

Logo Location(s): Lower Right Lens (LRL)
Logo #

☒ Ready for Approval ☐ Approved ☐ Date Approved

MCR Safety
1285 W. Salsbury Blvd
M Collinsville, TN 38017
800.855.6887
Fax: 901.842.7343
MCRImprints@MCRSafety.com

Digital Logo Proof for GP GORDON PRILL
Date: Aug 24, 2021

Add Logo Location

Logo Location: Left Chest Pocket & Center Back

Application Type: Silk Screen
Product Number: PSURVCLZLS
Imprint Color(s) / Thread Color: ** Black

Customer Contact Name: Your Name
Distributor Name: Your Distributor

Logo Location(s): (LCP) Left Chest Pocket & (CB) Center Back
Logo #

☒ Ready for Approval ☐ Approved ☐ Date Approved

MCR Safety
1285 W. Salsbury Blvd
M Collinsville, TN 38017
800.855.6887
Fax: 901.842.7343
MCRImprints@MCRSafety.com

Heat Transfer



Pad Print



Silkscreen



Hand Protection Branding

Heat Press

Heat pressing application allows for excellent color retention onto gloves, which provides a vibrant color display of your brand. In addition, this process is typically done for smaller quantities. All heat press logos are printed in-house.

Heat Transfer

The heat transfer application is similar to heat press; however, this process allows for larger production quantities up to 1,000 dozen of gloves. The logo heat transfers are printed at a 3rd party vendor and shipped to MCR for application onto the PPE once the art proof is signed.

Pad Print

Pad printing application is utilized for smaller imprint areas and a great economical option to print 1 color logos up to 100 dozen of gloves.

Production Lead Time:

	New Logos	Existing Logos	Minimum	Maximum
Heat Press	10 days	5 days	1 pair	48 pair
Heat Transfer	15 days	5 days	48 dozen	1000 dozen
Pad Print	10 days	5 days	6 dozen	100 dozen

• Standard Pad Print Colors • Custom Ink Colors Available by Quote

Black	Bright Red	Turquoise	Medium Gold
White	Carmin Red	Violet	Dark Gold
Citron Yellow	Bordeaux Red	Light Green	Copper
Medium Yellow	Pink	Fir Green	Silver
Dark Yellow	Light Blue	Brilliant Green	Process Yellow
Orange	Medium Blue	Light Brown	Process Red
Ochre Yellow	Ultra Blue	Dark Brown	Process Blue
Light Red	Dark Blue	Gold	





Glove Terms

(B) Back of Hand
(W/C) Wrist/Cuff

Reverse Wind



Regular Wind



Glove Terms

*Reverse Wind
Readable To Onlookers

*Regular Wind
Readable To Wearer

Eyewear Protection Branding

Imprint up to 4 colors



Price Break Ranges
72-504 pair, 516-1008 pair
1020 and up

• Standard Pad Print Colors * Custom Ink Colors Available by Quote

 Black	 Bright Red	 Turquoise	 Medium Gold
 White	 Carmine Red	 Violet	 Dark Gold
 Citron Yellow	 Bordeaux Red	 Light Green	 Copper
 Medium Yellow	 Pink	 Fir Green	 Silver
 Dark Yellow	 Light Blue	 Brilliant Green	 Process Yellow
 Orange	 Medium Blue	 Light Brown	 Process Red
 Ochre Yellow	 Ultra Blue	 Dark Brown	 Process Blue
 Light Red	 Dark Blue	 Gold	

Pad Print

Pad printing eye protection is a great solution for showcasing your brand while rocking out your favorite pair of safety glasses. One to four color logos can be printed starting at a minimum of 72 pairs.

Production Lead Time:

	New Logos	Existing Logos	Minimum	Maximum
Pad Print	10 days	5 days	72 pair	2,016 pair

Locations are Viewed From the Wearer's Perspective

Right Side Terms

(URL) Upper Right Lens
(RT) Right Temple
(LRL) Lower Right Lens



Left Side Terms

(ULL) Upper Left Lens
(LT) Left Temple
(LLL) Lower Left Lens



Glasses Series	Material Group ID	Frame/Temple Imprint Locations				Lens/Side-Shield Imprint Locations						
		Center Tab	Corner Frame	Left Temple	Right Temple	Center Lens	Lower Left Lens	Lower Right Lens	Left Side Shield	Right Side Shield	Upper Left Lens	Upper Right Lens
g8 Series (Yukon)	YU					X	X	X				
BD1 (BackDraft)	BD						X	X			X	X
Bearkat BK1	SD			X	X		X	X			X	X
BearKat BK3	BK3				X		X	X			X	X
BearKat Small BK2	BK2				X		X	X			X	X
BL1	BL						X	X			X	X
Checklite CL1	CL			X	X		X	X			X	X
Checklite CL4	CL4										X	X
Checklite CL5	CL5						X	X			X	X
Checklite Foam CL3	CL3				X		X	X			X	X
Checklite Mini CL2	CL2				X		X	X			X	X
Citation	931			X	X		X	X			X	X
CK1 (Checkmate)	CK			X	X		X	X			X	X
CK2 (Checkmate)	CK2			X	X		X	X			X	X
DL1 (Dallas Digital Camo)	DL4						X	X				
DL1 (Dallas Magnifiers)	DLH						X	X				
DL1 (Dallas)	DL						X	X				
Dominator DM2	DM2						X	X			X	X
Dominator DM3	DM3							X				
DS1 (Desperado)	DS		X				X	X				
Forceflex FF1 Full Frame	FF						X	X			X	X
Forceflex FF2 Half Frame	FF2											
Forceflex FF3 Next Gen	FF3		X	X	X		X	X				
HDX1	HDX		X				X	X				
HK1 (HellKat)	HK						X	X			X	X
HK2 (HellKat)	HK2						X	X			X	X
HK3 (HellKat)	HK3						X	X			X	X
HL1 (Hellion)	HL					X						
Hydroblast 2	HB2					X	X	X				
Hydroblast HB3	HB3					X	X	X			X	X
Hydroblast HB4	HB4					X	X	X			X	X
IA1 (Inertia)	IA						X	X			X	X
Klondike KD1	KD			X	X		X	X				
Klondike KD4	KD4			X	X		X	X			X	X
Klondike KD5	KD5			X	X		X	X			X	X
Klondike Metal KD2	KD2						X	X				
Klondike Plus KD3	KD3			X	X		X	X				
Law LW2	LW2						X	X			X	X
Law LW3 Foam Seal	LW3						X	X			X	X
Law OG1	OTG		X			X	X	X	X	X	X	
Law OG1	OTG		X			X	X	X	X	X	X	
Memphis MP1	MP						X	X				
MOSSY OAK Dallas	MODL1		X					X				X
MOSSY OAK Storm frame	MO						X	X				
MOSSY Oak Swagger	MOUD1										X	X
MT1 (Mantis)	MT						X	X			X	X
PGX1 Series Goggle	PGX						X	X			X	X
PN1 Series	PAN						X	X			X	X
Predator PD2	PD2					X	X	X			X	X
RT1 (Rattler Magnifier)	RTH						X	X			X	X
RT1 (Rattler)	RT1						X	X			X	X
S21 & S22 (Blackjack)	S2						X	X			X	X
Sentinel	SEN						X	X			X	X
SS1 (Stratos)	SS	X	X	X	X	X	X	X	X	X	X	X
ST1 (Storm)	ST		X				X	X			X	X
Swagger RP1 (Formerly Reaper)	RP2										X	X
Swagger RP2	RPR						X	X				
Swagger RP2 (Formerly Reaper)	RP1						X	X				
Swagger RP3	RP3			X	X		X	X				
Swagger SR1	SR										X	X
Swagger SR3	SR3		X				X	X			X	X
Swagger SR4	SR4						X	X			X	X
Swagger SR5	SR5						X	X				
Swagger UltraDefense UD1	UD						X	X			X	X
Swagger UltraDefense UD2	UD2						X	X			X	X
Swagger UltraDefense UD3	UD3						X	X				
T1 (Triwear)	T1						X	X				
T4 (Rubicon)	T4						X	X				
TC1 (Tacoma)	TC			X	X	X	X	X				
TK1 (Tomahawk)	TK	X	X	X	X	X	X	X	X	X		
VL2	VL2	X					X	X				

Protective Garment Branding

Silk Screen:

Silk screening is one of the most popular methods of branding protective garments. This process allows for up to 4 colors and is more efficient for larger quantity runs.

Up to 4 Color Logo Branding

Price Break Ranges

1-19 each

20-47 each

48-503 each

504 and up

Heat Press:

Heat pressing application allows for excellent color retention onto protective garments, which provides a vibrant color display of your brand. In addition, this process is typically done for smaller quantities. All heat press logos are printed in-house.

Up to 7 Color Logo Branding

Max of 48 Prints Per Order


Pricing Based on Size of Logo

- Less than 16 square inches
- Greater than 16 square inches

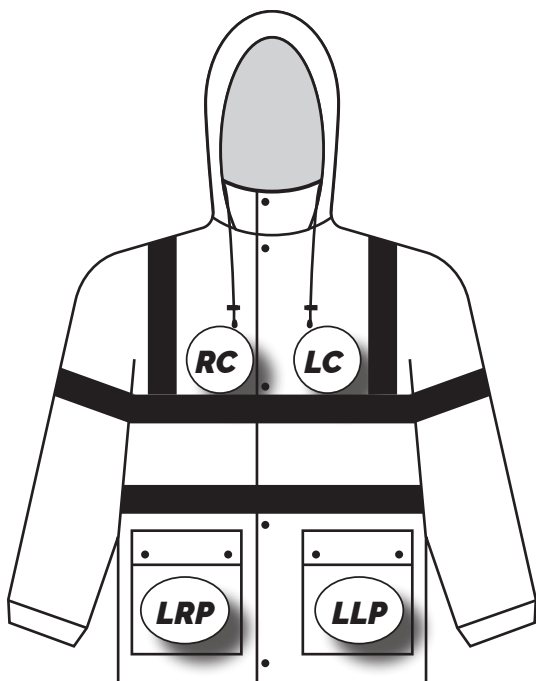
Production Lead Time:

	New Logos	Existing Logos	Minimum	Maximum
Silk Screen	10 days	5 days	1 each	1000 each
Heat Press	10 days	5 days	1 each	48 each

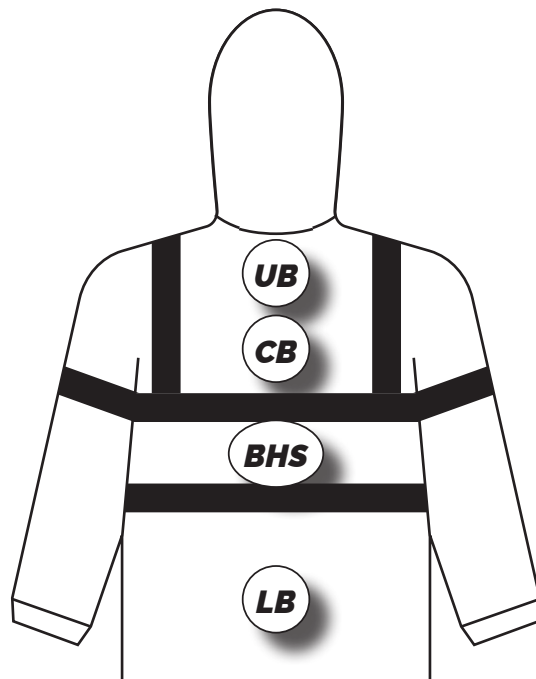
• Silk Screen Colors * Custom Ink Colors Available by Quote

	Black		UPLC0289 Navy
	White		UPLC0172 Orange
	UPLC0107 Yellow		UPLC0200 Red
	UPLC0422 Gray		UPLC4515 Vegas Gold
	UPLC0356 Green		

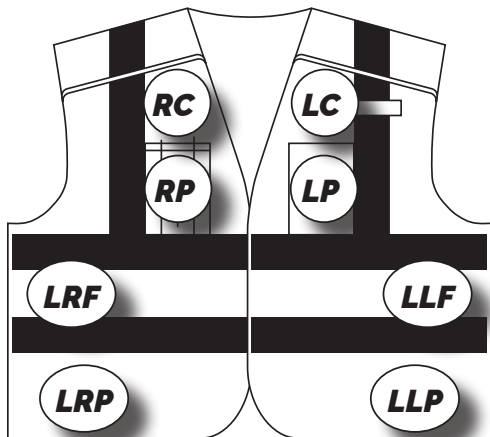




(RC) Right Chest
(LC) Left Chest
(LRP) Lower Right Pocket
(LLP) Lower Left Pocket

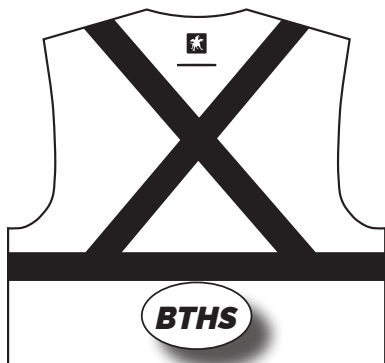
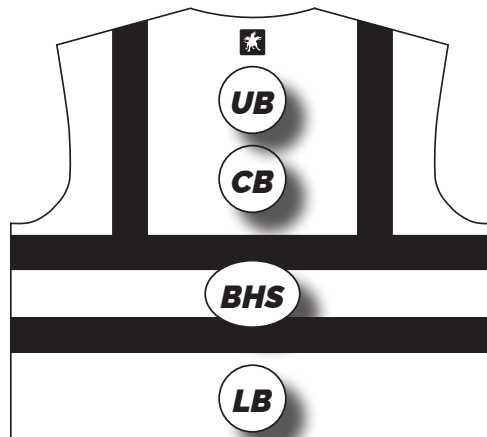


(UB) Upper Back
(CB) Center Back
(BHS) Between
Horizontal Stripes
(LB) Lower Back



(RC) Right Chest
(RP) Right Pocket
(LRF) Lower Right Front
(LRP) Lower Right Pocket

(LC) Left Chest
(LP) Left Pocket
(LLF) Lower Left Front
(LLP) Lower Left Pocket



***Below The Horizontal Stripe (BTBS)**
Only used when the back striping of a vest forms an X

*Diagrams are available for all MCR Safety Garments for customization placement

Custom Embroidery and Patches



• Embroidery Thread Colors

* Custom Thread Colors Available by Quote

Black	Bordeaux Red	Brilliant Green
White	Pink	Light Brown
Citron Yellow	Light Blue	Dark Brown
Creamsicle Orange	Royal Blue	Gold
Orange	Turquoise	Copper
Light Red	Lavender	Silver
Bright Red	Violet	Process Red
Carmine Red	Light Green	Process Blue
Maroon	Fir Green	



Customized FR Clothing

It sure would be nice if FR clothing came with a customized company logo on the apparel. Guess what? We've got you covered! At MCR Safety, we provide embroidery and personalization services to rep your brand in style. Customized options include:

**Embroidery
Patches**

**Name Plates
State Flags**

**Pockets
Reflective Stripes**

Order Code	Description
FR Embroidery	
FREMB1	FR Embroider-1000 Stitches
FREMB2	FR Embroider-2000 Stitches
FREMB3	FR Embroider-3000 Stitches
FREMB4	FR Embroider-4000 Stitches
FREMB5	FR Embroider-5000 Stitches
FREMB6	FR Embroider-6000 Stitches
FREMB7	FR Embroider-7000 Stitches
FREMB8	FR Embroider-8000 Stitches
FREMB9	FR Embroider-9000 Stitches
FREMB10	FR Embroider-10,000 Stitches
FREMB11	FR Embroider-11,000 Stitches
FREMB12	FR Embroider-12,000 Stitches
FREMB13	FR Embroider-13,000 Stitches
FREMB14	FR Embroider-14000 Stitches
FREMB15	FR Embroider-15000 Stitches
FR Patches (Sewing Cost Only)	
Contact us to receive a quote for custom designed patchwork	
FREMBNP	FR Patch+Embroider Name+Sew on Garment
FRSEWPATBACK	FR Sew Patch Back
FRSEWPATLBST	FR Sew Patch Right Breast
FRSEWPATLLA	FR Sew Patch Upper Left Arm
FRSEWPATLRA	FR Sew Patch Lower Right Arm
FRSEWPATRBST	FR Sew Patch Left Breast
FRSEWPATULA	FR Sew Patch Upper Left Arm
FRSEWPATURA	FR Sew Patch Upper Right Arm
FR Pockets	
FRSEWOLLSP	FR Sew Outer Lower Left Standard Pocket
FRSEWOLRSP	FR Sew Outer Lower Right Standard Pocket
FR Reflective Stripes	
FRSEWREFLTAPELEG	FR Sew Silver Refl Tape Legs
FRSEWREFLTAPESLV	FR Sew Silver Refl Tape Sleeve
FRSEWRL	FR Sew Stripes, Chest Right
FRSEWSL	FR Sew Stripes, Chest Left
FRSEWSR	FR Sew Shoulder Right
FRSEWSL	FR Sew Shoulder Left
FRSEWSTRIPEB	FR Sew Stripes, Back- Left And Right Side
FRSEWSTRIPEL	FR Sew Stripes, Left Side
FRSEWSTRIPER	FR Sew Stripes, Right Side
FRSEWFULLHTAPE	FR Full H Reflective Configuration
FR Silkscreen	
FRSSMC	FR Silkscreen Minimum Order Charge
FRSSPUV1	1-19 Ea, Single FR Vest Print/Single Color
FRSSPUV2	20-47 Ea, Single FR Vest Print/Single Color
FRSSPUV3	48-503 Ea, Single FR Vest Print/Single Color
FRSSPUV4	504+ Ea, Single FR Vest Print/Single Color
FRSSSU	FR Silkscreen Setup Charge
FR Heat Press	
FRHPV1	FR Vests-Heat Press 16" or Less
FRHPV2	FR Vests-Heat Press Over 16"



800-955-6887 | www.mcrcsafety.com