

**INDUSTRIAL STORAGE SOLUTIONS**  
**FULL-LINE CATALOG**

# **INDUSTRIAL GRADE AMERICAN MADE™ SINCE 1911**

**MACHINISTS' CHESTS / MECHANICS' CHESTS / HAND CARRY TOOL BOXES  
ROLLER CABINETS / ROLLER CABINET CHESTS / ROLLER CABINET SIDE CABINETS  
VISUAL TOOL CONTROL / ACCESSORIES**

**MADE  
IN THE USA**

**KENNEDY®**

MADE  
IN THE USA

Forged in the United States with industrial strength materials, Kennedys' storage cabinets will suit your needs today and tomorrow. You can plan on plenty of tomorrows for your Kennedy because every one we make is built right, built for life.

***Industrial grade. American made™ since 1911.***



**INDUSTRIAL  
GRADE MATERIAL**

*All Kennedy® tool  
cabinets are made in  
the US with industrial  
grade materials.*



*All Kennedy® tool  
and storage cabinets  
come with a Limited  
Lifetime Guarantee.*

# Table of Contents

## **SIGNATURE SERIES**

04-11

**Machinists' Chests & Bases, Mechanics' Chests & Bases, Hand Carry Tool Boxes**

Machinists' Features, Bases	4
Machinists' Chests	5
Mechanics' Chest & Base Features	6
Mechanics' Chests	7
Mechanics' Bases	8
Complimentary Chests & Bases	9
Hand Carry Tool Box Features	10
Hand Carry Tool Boxes	11

## **KSERIES**

12-20

**K2000, K1800 Cabinets, Chests & Side Lockers**

K2000 INDUSTRIAL Features	12
K2000 INDUSTRIAL 34" & 29" Cabinets/Side Cabinet	13
K1800 INDUSTRIAL Features	14
K1800 INDUSTRIAL 39" Cabinets	15
K1800 INDUSTRIAL 27" Cabinet & Chest	16
K1800 INDUSTRIAL 27" Cabinets/Side Cabinet	17
K1800 INDUSTRIAL 21" Cabinet	18

## **VTC SERIES**

21-25

**Toolboards, Toolholder Hooks & Sets, Miscellaneous Accessories and Work Surfaces**

Miscellaneous Accessories, Roller Cabinet Work Surfaces, Ergonomic Handle For Cabinets	19
Toolboards, Accessories	20
Accessories	21
Toolboard Accessories	22
Toolboard Accessories	23

## **INDEX**


24






Model 526B:  
8-Drawer  
Machinists' Chest

A two piece, welded friction drawer slides.



Wool-lined drawers in order to protect precision tools.



Top till provides additional storage space for larger items.



Drop front panel that conceals & secures drawers from elements of the work environment. When not in use it can be stored in the base.



## INDUSTRY SOLUTIONS

The Kennedy® Signature series is best used in MRO and metal working, along with the following:



## MACHINISTS' BASES



**MC22**  
2-DRAWER BASE

- Supports: 520 & 620
- Top drawer felt lined only



**MC28**  
2-DRAWER BASE

- Supports: 526 & 52611
- Top drawer felt lined only



**5150**  
2-DRAWER BASE

- Supports: 526, 52611 & 3611
- Top drawer felt lined only

PART #	SPECIFICATIONS	STEEL GAUGE								
		DRS.	WIDTH	DEPTH	HEIGHT	NET / SHIP WT.	STORAGE	CAPACITY	BODY	DRAWERS
<b>MC22</b> 2-Drawer Base	2	21 5/8"	9 5/8"	7 7/8"	17 / 18 lbs.	865 cu. in.	-	20 ga	22 ga	
	Drawers	1	18"	9 3/8"	3 1/2"	-	60 lbs.	-	22 ga	
		1	18"	9 3/8"	1 1/2"	-	60 lbs.	-	22 ga	
<b>MC28</b> 2-Drawer Base	2	28 1/8"	9 5/8"	7 7/8"	21 / 24 lbs.	1,179 cu. in.	-	20 ga	22 ga	
	Drawers	1	24 3/4"	9 3/8"	1 1/2"	-	60 lbs.	-	22 ga	
		1	24 3/4"	9 3/8"	3 1/2"	-	60 lbs.	-	22 ga	
<b>5150</b> 2-Drawer Base	2	26 3/4"	12 1/2"	9 1/2"	28 / 37 lbs.	1,200 cu. in.	-	20 ga	22 ga	
	Drawers	1	24 1/8"	10 7/8"	2"	-	60 lbs.	-	22 ga	
		1	24 1/8"	10 7/8"	4 1/8"	-	60 lbs.	-	22 ga	



### AVAILABLE COLORS

Customize the color of your products. Simply place one of the abbreviations at the end of the model number.



MADE IN THE USA

# MACHINISTS' CHESTS

*Kennedy* SIGNATURE SERIES

Mechanic' Chest - includes lift out tote tray with socket set divider/fits in top til.



**3611**  
11-DRAWER CHEST

- Steel side handles
- 6 adjustable dividers
- Lockable HB (Handbook Drawer)
- Security panel



**52611**  
11-DRAWER CHEST

- Steel side handles
- 8 adjustable dividers
- HB (Handbook Drawer)
- Security panel



**526**  
8-DRAWER CHEST

- Steel side handles
- 5 adjustable dividers
- HB (Handbook Drawer)
- Security panel



**520**  
7-DRAWER CHEST

- Vinyl cushioned, steel core top handle
- 5 adjustable dividers
- Security panel



**620**  
3-DRAWER CHEST

- Vinyl cushioned, steel core top handle
- 4 adjustable dividers

PART #	SPECIFICATIONS	STEEL GAUGE								
		DRS.	WIDTH	DEPTH	HEIGHT	NET / SHIP WT.	STORAGE	CAPACITY	BODY	DRAWERS
<b>520</b> 7-Drawer Chest		7	20 1/8"	8 1/2"	13 3/8"	28 / 29 lbs.	1,694 cu. in.	-	20 ga	22 ga
	Top Till	-	20"	8 3/8"	4 1/2"	-	-	60 lbs.	-	22 ga
	Drawers	4	8 5/8"	7 1/2"	1"	-	-	60 lbs.	-	22 ga
		1	8 5/8"	7 1/2"	2"	-	-	60 lbs.	-	22 ga
		1	18 1/4"	7 1/2"	1 1/2"	-	-	60 lbs.	-	22 ga
<b>526</b> 8-Drawer Chest		8	26 3/4"	8 1/2"	13 3/8"	36 / 37 lbs.	2,219 cu. in.	-	20 ga	22 ga
	Top Till	-	26 1/2"	8 3/8"	4 1/2"	-	-	60 lbs.	-	22 ga
	Drawers	HB	5 1/2"	7 1/2"	5 1/2"	-	-	60 lbs.	-	22 ga
		4	8 5/8"	7 1/2"	1"	-	-	60 lbs.	-	22 ga
		1	8 5/8"	7 1/2"	2"	-	-	60 lbs.	-	22 ga
<b>620</b> 3-Drawer Chest		3	20 1/8"	8 1/2"	13 3/8"	25 / 26 lbs.	1,800 cu. in.	-	20 ga	22 ga
	Top Till	-	20"	8 3/8"	4 1/2"	-	-	60 lbs.	-	22 ga
	Drawers	1	18 1/4"	7 1/2"	1 1/2"	-	-	60 lbs.	-	22 ga
		1	18 1/4"	7 1/2"	2 1/4"	-	-	60 lbs.	-	22 ga
		1	18 1/4"	7 1/2"	3 1/8"	-	-	60 lbs.	-	22 ga
<b>3611</b> 11-Drawer Chest		11	26 1/8"	12 1/8"	18 7/8"	69 / 75 lbs.	3,976 cu. in.	-	20 ga	22 ga
	Top Till	-	26"	12 1/8"	4 1/8"	-	-	60 lbs.	-	22 ga
	Drawers	HB	5 1/2"	10 7/8"	5 1/2"	-	-	90 lbs.	-	22 ga
		6	7 3/8"	10 7/8"	1 1/4"	-	-	90 lbs.	-	22 ga
		1	7 3/8"	10 7/8"	2 3/8"	-	-	90 lbs.	-	22 ga
<b>52611</b> 11-Drawer Chest		11	26 3/4"	8 1/2"	18"	47 / 48 lbs.	3,000 cu. in.	-	20 ga	22 ga
	Top Till	-	26 1/2"	8 3/8"	4 1/2"	-	-	60 lbs.	-	22 ga
	Drawers	HB	5 1/2"	7 1/2"	4 3/8"	-	-	60 lbs.	-	22 ga
		6	8 5/8"	7 1/2"	1"	-	-	60 lbs.	-	22 ga
		1	8 5/8"	7 1/2"	2"	-	-	60 lbs.	-	22 ga
	1	24 3/4"	7 1/2"	1 1/2"	-	-	60 lbs.	-	22 ga	
	1	24 3/4"	7 1/2"	2 1/4"	-	-	60 lbs.	-	22 ga	
	1	24 3/4"	7 1/2"	3 1/8"	-	-	60 lbs.	-	22 ga	



## AVAILABLE COLORS

Customize the color of your products. Simply place one of the abbreviations at the end of the model number.



MADE IN THE USA




High security tubular locking system



Heavy-duty, plated side handles




Locking stays hold lid open



Heavy-duty Friction drawer slides



Includes lift out tote tray with socket set divider/fits in top till.



Steel tote tray



Model 360B:  
10-Drawer Mechanics' Chest

**AVAILABLE COLORS**



**INDUSTRY SOLUTIONS**

The Kennedy® Signature series is best used in MRO and metal working, along with the following:



**AEROSPACE**



**AUTO TECH**



**CONSTRUCTION**



**ENERGY**



**FLEET MAINTENANCE**



**MEDICAL/ PHARMA**



**VOTECH**



**360**  
10-DRAWER CHEST

- Fits on 27" & 29" wide roller cabinets
- Includes lift out tote tray with socket set divider
- Friction drawer slides

**266**  
6-DRAWER CHEST

- Fits on 27" & 29" wide roller cabinets
- Includes lift out tote tray with socket set divider
- Friction drawer slides

**263**  
3-DRAWER CHEST

- Fits on 27" & 29" wide roller cabinets
- Includes lift out tote tray with socket set divider
- Friction drawer slides

PART #		SPECIFICATIONS								STEEL GAUGE	
		DRS.	WIDTH	DEPTH	HEIGHT	LINER *	NET / SHIP WT.	STORAGE	CAPACITY	BODY	DRAWERS
<b>263</b>	<b>3-Drawer Chest</b>	3	26 1/8"	12 1/8"	14 3/4"	-	44 / 47 lbs.	3,314 cu. in.	-	20 ga	22 ga
	Top Till	-	26"	11 7/8"	4 1/8"	-	-	-	90 lbs.	-	22 ga
	Tote Tray	-	19 1/2"	7 3/4"	3 3/8"	-	-	-	90 lbs.	-	22 ga
	Drawers	1	23"	10 3/4"	2"	84043	-	-	90 lbs.	-	22 ga
		1	23"	10 3/4"	3"	84043	-	-	90 lbs.	-	22 ga
		1	23"	10 3/4"	4"	84043	-	-	90 lbs.	-	22 ga
<b>266</b>	<b>6-Drawer Chest</b>	6	26 1/8"	12 1/8"	14 3/4"	-	52 / 58 lbs.	3,178 cu. in.	-	20 ga	22 ga
	Top Till	-	26"	11 7/8"	4 1/8"	-	-	-	90 lbs.	-	22 ga
	Tote Tray	-	19 1/2"	7 3/4"	3 3/8"	-	-	-	90 lbs.	-	22 ga
	Drawers	3	6 7/8"	10 3/4"	2"	84044	-	-	90 lbs.	-	22 ga
		2	22 7/8"	10 3/4"	2"	84043	-	-	90 lbs.	-	22 ga
		1	22 7/8"	10 3/4"	3"	84043	-	-	90 lbs.	-	22 ga
<b>360</b>	<b>10-Drawer Chest</b>	10	26 1/8"	12 1/8"	18 7/8"	-	68 / 72 lbs.	3,996 cu. in.	-	20 ga	22 ga
	Top Till	-	26"	11 7/8"	4 1/8"	-	-	-	90 lbs.	-	22 ga
	Tote Tray	-	19 1/2"	7 3/4"	3 3/8"	-	-	-	90 lbs.	-	22 ga
	Drawers	1	6 7/8"	10 3/4"	6 1/4"	84044	-	-	90 lbs.	-	22 ga
		6	6 7/8"	10 3/4"	2"	84044	-	-	90 lbs.	-	22 ga
		2	22 7/8"	10 3/4"	2"	84043	-	-	90 lbs.	-	22 ga
	1	22 7/8"	10 3/4"	3"	84043	-	-	90 lbs.	-	22 ga	

\* Liners sold separately



**AVAILABLE COLORS**

Customize the color of your products. Simply place one of the abbreviations at the end of the model number.



**MADE IN THE USA**



**2600**  
CHEST RISER

- Fits 27", 29" or 34" roller cabinets



**2604**  
4-DRAWER BASE

- Fits 27", 29" or 34" roller cabinets
- Friction drawer slides
- Heavy-Duty plated side handles



**2603**  
3-DRAWER BASE

- Fits 27", 29" or 34" roller cabinets
- Friction drawer slides
- Heavy-Duty plated side handles



**2602**  
2-DRAWER BASE

- Fits 27", 29" or 34" roller cabinets
- Friction drawer slides
- Heavy-Duty plated side handles

PART #	SPECIFICATIONS								STEEL GAUGE	
	DRS.	WIDTH	DEPTH	HEIGHT	LINERS	NET / SHIP WT.	STORAGE	CAPACITY	BODY	DRAWERS
<b>2600</b> Chest Riser	-	28 5/8"	12 1/2"	11 3/4"	-	9 / 12 lbs.	3,660 cu. in.	-	20 ga	-
<b>2602</b> 2-Drawer Base	2	26 3/4"	12 1/2"	11 3/4"	-	30 / 33 lbs.	1,888 cu. in.	-	20 ga	22 ga
Drawers	2	22 7/8"	10 3/4"	4"	84043	-	-	90 lbs.	-	22 ga
<b>2603</b> 3-Drawer Base	3	26 3/4"	12 1/2"	11 3/4"	-	33 / 33 lbs.	1,795 cu. in.	-	20 ga	22 ga
Drawers	2	22 7/8"	10 3/4"	2"	84043	-	-	90 lbs.	-	22 ga
	1	22 7/8"	10 3/4"	4"	84043	-	-	90 lbs.	-	22 ga
<b>2604</b> 4-Drawer Base	4	26 3/4"	12 1/2"	11 3/4"	-	35 / 33 lbs.	1,703 cu. in.	-	20 ga	22 ga
Drawers	4	22 7/8"	10 3/4"	2"	84043	-	-	90 lbs.	-	22 ga



**AVAILABLE COLORS**

Customize the color of your products. Simply place one of the abbreviations at the end of the model number.



# STACK & ADD

TO INCREASE YOUR STORAGE CAPACITY



2602 / 348X  
Shown



263 / 2603 / 277X  
Shown



266 / 297X  
Shown

## K1800

## K2000

CHEST PART #	BASE PART #	273X	275X	277X	378X	295X	297X	348X
<b>Machinists'</b>								
52611		•	•	•	•	•	•	•
3611		•	•	•	•	•	•	•
526		•	•	•	•	•	•	•
520		•	•	•	•	•	•	•
620		•	•	•	•	•	•	•
	MC22	•	•	•	•	•	•	•
	MC28	•	•	•	•	•	•	•
	5150	•	•	•	•	•	•	•
<b>Mechanics'</b>								
263		•	•	•	•	•	•	•
266		•	•	•	•	•	•	•
360		•	•	•	•	•	•	•
	2600	•	•	•	•	•	•	•
	2602	•	•	•	•	•	•	•
	2603	•	•	•	•	•	•	•
	2604	•	•	•	•	•	•	•

Tool chest that can be used as stationary storage on roller cabinet or carried to the job.




Vinyl cushioned,  
steel core top  
handle



Heavy-duty,  
plated locking  
hardware



Kennedy®  
signature



Steel tote trays  
with socket set  
divider



Model K24 / K20  
Professional Tool Box

**AVAILABLE COLORS**



**INDUSTRY SOLUTIONS**

The Kennedy® Signature series is best used in MRO and metal working, along with the following:



**AEROSPACE**



**AUTO TECH**



**CONSTRUCTION**



**ENERGY**



**FLEET  
MAINTENANCE**



**MEDICAL/  
PHARMA**



**VOTECH**



**K24 / K20**  
PROFESSIONAL TOOL BOX

- Includes lift-out tray with socket set divider
- 3 latch point for added security and safety



**5220**  
ALL-PURPOSE TOOL BOX

- Includes lift-out tray



**220**  
2-DRAWER PORTABLE CHEST

- A tool chest that can be used as stationary storage on your work bench or can be carried to the job
- Includes standard lock and two keys
- Vinyl cushioned top carry handle
- Lock and latches

PART #	SPECIFICATIONS	STEEL GAUGE								
		DRS.	WIDTH	DEPTH	HEIGHT	NET / SHIP WT.	STORAGE	CAPACITY	BODY	DRAWERS
<b>220</b> 2-Drawer Portable Chest		2	20 1/8"	8 5/8"	9 3/4"	17 / 19 lbs.	1,293 cu. in.	-	20 ga	22 ga
	Top Till	-	20"	8 3/8"	4 1/8"	-	-	60 lbs.	-	22 ga
	Drawer	2	18 1/8"	7 3/8"	2 1/4"	-	-	60 lbs.	-	22 ga
<b>K20</b> 20" Professional Tool Box		-	20 1/8"	8 5/8"	9 3/4"	13 / 14 lbs.	1,636 cu. in.	-	20 ga	22 ga
	Tote Tray	1	19 1/2"	7 3/4"	3 3/8"	-	-	60 lbs.	-	22 ga
<b>K24</b> 24" Professional Tool Box		-	24 1/8"	8 5/8"	9 3/4"	14.5 / 16 lbs.	1,963 cu. in.	-	20 ga	22 ga
	Tote Tray	1	23 1/2"	7 3/4"	3 3/8"	-	-	60 lbs.	-	22 ga
<b>5220</b> All-Purpose Tool Box		-	20 1/8"	7 1/8"	7 1/4"	9 / 10 lbs.	1,000 cu. in.	-	20 ga	22 ga
	Tote Tray	1	19 7/8"	6 3/8"	4"	-	-	60 lbs.	-	22 ga



### AVAILABLE COLORS

Customize the color of your products. Simply place one of the abbreviations at the end of the model number.



MADE IN THE USA


The K2000 is 20" in depth and ready to handle all your day to day needs. Durability comes standard so you get demanding jobs done time and time again.



Model 297XB:  
7-Drawer  
Industrial Cabinet

Model 297XR:  
7-Drawer  
Industrial Cabinet

Double wall construction



Smooth operating ball-bearing drawer slides range from 120-240 lbs.



High security tubular locking system



Heavy-duty 5" x 2" roller bearing casters with 350 lb. capacity per caster



Tubular steel end handle



### AVAILABLE COLORS



## INDUSTRY SOLUTIONS

The K2000 Series is best used in the following:





**2805X**  
5-DRAWER TOP CHEST

- Fits 29" or 34" wide roller cabinets
- Ball bearing drawer slides



**205X**  
5-DRAWER SIDE CABINET

- Fits 295X, 297X, 348X
- Ball bearing slides
- Hangs on either side of rolling cabinet



**348X**  
8-DRAWER CABINET

- 5" x 2" roller bearing casters hold up to 350 lbs. each
- Ball bearing drawer slides



**297X**  
7-DRAWER CABINET

- 5" x 2" Roller bearing casters hold up to 350 lbs. each
- Ball bearing drawer slides



**295X**  
5-DRAWER CABINET

- Swing-Down panel conceals & secures spacious storage compartments
- 5" x 2" Roller bearing casters hold up to 350 lbs. each
- Ball bearing drawer slides

PART #	SPECIFICATIONS	STEEL GAUGE									
		DRS.	WIDTH	DEPTH	HEIGHT	LINER *	NET / SHIP WT.	STORAGE	CAPACITY	BODY	DRAWERS
295X	<b>5-Drawer Cabinet</b>	5	29"	20"	35"	-	133 / 145 lbs.	9,720 cu. in.	-	18 ga	20 ga
	Drawers	3	25"	18 1/2"	1 5/8"	84030	-	-	120 lbs.	-	20 ga
		2	25"	18 1/2"	3 5/8"	84030	-	-	120 lbs.	-	20 ga
	Compartment	-	26 1/8"	18 3/8"	11 1/4"	-	-	-	120 lbs.	-	20 ga
297X	<b>7-Drawer Cabinet</b>	7	29"	20"	35"	-	153 / 165 lbs.	10,235 cu. in.	-	18 ga	20 ga
	Drawers	3	25"	18 1/2"	1 5/8"	84030	-	-	120 lbs.	-	20 ga
		3	25"	18 1/2"	3 5/8"	84030	-	-	120 lbs.	-	20 ga
348X	<b>8-Drawer Cabinet</b>	8	34"	20"	39"	-	206 / 228 lbs.	14,319 cu. in.	-	18 ga	20 ga
	Drawers	3	30"	18 1/2"	1 5/8"	84027	-	-	120 lbs.	-	20 ga
		4	30"	18 1/2"	3 5/8"	84027	-	-	120 lbs.	-	20 ga
		1	30"	18 1/2"	5 5/8"	84027	-	-	120 lbs.	-	20 ga
2805X	<b>5-Drawer Top Chest</b>	5	29"	20"	16 1/2"	-	87 / 96 lbs.	4,872 cu. in.	-	18 ga	20 ga
	Drawers	4	25"	18 1/2"	1 5/8"	84030	-	-	120 lbs.	-	20 ga
		1	25"	18 1/2"	3 5/8"	84030	-	-	120 lbs.	-	20 ga
205X	<b>5-Drawer Side Cabinet</b>	5	13 3/8"	20"	29 1/6"	-	102 / 102 lbs.	4,073 cu. in.	-	18 ga	20 ga
	Drawers	1	9 3/4"	18 1/2"	1 5/8"	84032	-	-	120 lbs.	-	20 ga
		3	9 3/4"	18 1/2"	3 5/8"	84032	-	-	120 lbs.	-	20 ga
		1	9 3/4"	18 1/2"	9 5/8"	84032	-	-	240 lbs.	-	20 ga

\* Liners sold separately



**AVAILABLE COLORS**

Customize the color of your products. Simply place one of the abbreviations at the end of the model number.



**MADE IN THE USA**


At 18" in depth, the K1800 allows for storage in tight spaces.



**315X**  
15-DRAWER  
CABINET

**315XR**  
15-DRAWER  
CABINET

Double wall construction



Smooth operating ball-bearing drawer slides range from 120-240 lbs.




High security tubular locking system




Heavy-duty 5" x 2" roller bearing casters with 350 lb. capacity per caster



Tubular steel end handle



### AVAILABLE COLORS



## INDUSTRY SOLUTIONS

The K1800 Series is best used in the following:





**315X**  
15-DRAWER CABINET

- 5" x 2" roller bearing casters hold up to 350 lbs. each
- Dual locks



**310X**  
10-DRAWER CABINET

- 5" x 2" Roller bearing casters hold up to 350 lbs. each
- Dual locks

PART #		SPECIFICATIONS								STEEL GAUGE	
		DRS.	WIDTH	DEPTH	HEIGHT	LINER *	NET / SHIP WT.	STORAGE	CAPACITY	BODY	DRAWERS
<b>310X</b>	<b>10-Drawer Cabinet</b>	10	39 3/8"	18"	35"	-	180 / 210 lbs.	11,865 cu. in.	-	18 ga	20 ga
	Left Bank	3	23"	16 1/2"	3 5/8"	84037	-	-	120 lbs.	-	20 ga
		2	23"	16 1/2"	5 5/8"	84037	-	-	120 lbs.	-	20 ga
	Right Bank	3	9 1/2"	16 1/2"	3 5/8"	84039	-	-	120 lbs.	-	20 ga
		2	9 1/2"	16 1/2"	5 5/8"	84039	-	-	120 lbs.	-	20 ga
<b>315X</b>	<b>15-Drawer Cabinet</b>	15	39 3/8"	18"	39"	-	230 / 260 lbs.	13,382 cu. in.	-	18 ga	20 ga
	Left Bank	5	23"	16 1/2"	1 5/8"	84037	-	-	120 lbs.	-	20 ga
		3	23"	16 1/2"	3 5/8"	84037	-	-	120 lbs.	-	20 ga
		1	23"	16 1/2"	5 5/8"	84037	-	-	120 lbs.	-	20 ga
	Right Bank	2	9 1/2"	16 1/2"	1 5/8"	84039	-	-	120 lbs.	-	20 ga
		3	9 1/2"	16 1/2"	3 5/8"	84039	-	-	120 lbs.	-	20 ga
		1	9 1/2"	16 1/2"	11 5/8"	84039	-	-	240 lbs.	-	20 ga

\* Liners sold separately



**AVAILABLE COLORS**

Customize the color of your products. Simply place one of the abbreviations at the end of the model number.



**MADE IN THE USA**



**378X**  
8-DRAWER CABINET

- 5" x 2" roller bearing casters hold up to 350 lbs. each



**285X**  
5-DRAWER TOP CHEST

- Fits 27" wide roller cabinets
- Ball bearing drawer slides

PART #	SPECIFICATIONS	STEEL GAUGE								
		DRS.	WIDTH	DEPTH	HEIGHT	LINER *	NET / SHIP WT.	STORAGE	CAPACITY	BODY
<b>285X</b> 5-Drawer Top Chest	5	27"	18"	16 1/2"	-	75 / 105 lbs.	3,842 cu. in.	-	18 ga	20 ga
	Drawers	4	23"	16 1/2"	1 5/8"	84037	-	120 lbs.	-	20 ga
	1	23"	16 1/2"	3 5/8"	84037	-	-	120 lbs.	-	20 ga
<b>378X</b> 8-Drawer Cabinet	8	27"	18"	39"	-	154 / 184 lbs.	9,488 cu. in.	-	18 ga	20 ga
	Drawers	3	23"	16 1/2"	1 5/8"	84037	-	120 lbs.	-	20 ga
	4	23"	16 1/2"	3 5/8"	84037	-	-	120 lbs.	-	20 ga
	1	23"	16 1/2"	5 5/8"	84037	-	-	120 lbs.	-	20 ga

\* Liners sold separately



### AVAILABLE COLORS

Customize the color of your products. Simply place one of the abbreviations at the end of the model number.



MADE IN THE USA



**277X**  
7-DRAWER CABINET

- 5" x 2" roller bearing casters hold up to 350 lbs. each



**275X**  
5-DRAWER CABINET

- 5" x 2" roller bearing casters hold up to 350 lbs. each
- Swing down panel conceals & secures spacious storage compartment



**273X**  
3-DRAWER CABINET

- 5" x 2" roller bearing casters hold up to 350 lbs. each
- Swing down panel conceals & secures spacious storage compartment



**185X**  
5-DRAWER SIDE CABINET

- Fits Models 273X, 275X, 277X, 310X
- Hangs on either side of rolling cabinet
- Ball bearing drawer slides

\* Liners sold separately

PART #	SPECIFICATIONS	STEEL GAUGE									
		DRS.	WIDTH	DEPTH	HEIGHT	LINER *	NET / SHIP WT.	STORAGE	CAPACITY	BODY	DRAWERS
<b>273X</b> 3-Drawer Cabinet		3	27"	18"	35"	-	102 / 132 lbs.	9,330 cu. in.	-	18 ga	20 ga
	Drawers	2	23"	16 1/2"	3 3/8"	84037	-	-	120 lbs.	-	20 ga
		1	23"	16 1/2"	5 5/8"	84037	-	-	120 lbs.	-	20 ga
	Compartment	-	24 1/8"	16 3/8"	11 1/4"	-	-	-	120 lbs.	-	20 ga
<b>275X</b> 5-Drawer Cabinet		3	27"	18"	35"	-	115 / 135 lbs.	9,046 cu. in.	-	18 ga	20 ga
	Drawers	3	23"	16 1/2"	1 5/8"	84037	-	-	120 lbs.	-	20 ga
		2	23"	16 1/2"	3 3/8"	84037	-	-	120 lbs.	-	20 ga
	Compartment	-	24 1/8"	16 3/8"	11 1/4"	-	-	-	-	-	20 ga
<b>277X</b> 7-Drawer Cabinet		7	27"	18"	35"	-	134 / 164 lbs.	8,404 cu. in.	-	18 ga	20 ga
	Drawers	3	23"	16 1/2"	1 5/8"	84037	-	-	120 lbs.	-	20 ga
		3	23"	16 1/2"	3 3/8"	84037	-	-	120 lbs.	-	20 ga
		1	23"	16 1/2"	5 5/8"	84037	-	-	120 lbs.	-	20 ga
<b>185X</b> 5-Drawer Side Cabinet		5	13 3/8"	18"	29 1/8"	-	72 / 97 lbs.	3,468 cu. in.	-	18 ga	20 ga
	Drawers	1	9 1/2"	16 1/2"	1 5/8"	84039	-	-	120 lbs.	-	20 ga
		3	9 1/2"	16 1/2"	3 3/8"	84039	-	-	120 lbs.	-	20 ga
		1	9 1/2"	16 1/2"	9 5/8"	84039	-	-	240 lbs.	-	20 ga



**AVAILABLE COLORS**

Customize the color of your products. Simply place one of the abbreviations at the end of the model number.



**MADE IN THE USA**



21040B shown with 520B




21040B shown with 620B

### 21040 4-DRAWER CABINET

- 5" x 1-1/4" roller bearing casters hold up to 200 lbs. each
- Ball bearing drawer slides & tubular push handle
- Small in size, but big on security!
- Tubular locking system
- Compatible chests & bases: 520, 620, 220, K20

PART #	SPECIFICATIONS	STEEL GAUGE									
		DRS.	WIDTH	DEPTH	HEIGHT	LINER *	NET / SHIP WT.	STORAGE	CAPACITY	BODY	DRAWERS
<b>21040</b>	<b>4-Drawer Cabinet</b>	4	20 1/2"	18"	33 3/4"	-	103 / 133 lbs.	5,717 cu. in.	-	18 ga	20 ga
	Drawers	2	16 1/2"	16 1/2"	2 3/4"	84038	-	-	120 lbs.	-	20 ga
		1	16 1/2"	16 1/2"	6 1/8"	84038	-	-	120 lbs.	-	20 ga
		1	16 1/2"	16 1/2"	9 3/8"	84038	-	-	120 lbs.	-	20 ga

\* Liners sold separately



#### AVAILABLE COLORS

Customize the color of your products. Simply place one of the abbreviations at the end of the model number.



MADE IN THE USA

# MISCELLANEOUS ACCESSORIES AND ROLLER CABINET WORK SURFACES

## CHEST/CABINET FOAM TOOL ORGANIZER

- Notice missing tools at a glance.
- 3/8" thick foam cut to fit drawer sizes (3 sheets per package).
- To install, simply lay tools on foam and trace around them with a hot pencil tip soldering iron. Remove unwanted material and place tool in pocket.



PART NO.	FITS MODEL NUMBER	DIMENSIONS
80780	2602, 2603, 2604, 263, 266, 360	10-3/4"W x 22-7/8"L
80782	273(X), 275(X), 277(X), 378X, 285(X)	16-1/2"W x 23"L
80786	2805(X), 295(X), 297(X)	18-1/2"W x 25"L
80787	348(X)	18-1/2"W x 30"L

## ABS PLASTIC DRAWER ORGANIZER

- Organize, separate and arrange tools.
- Helps maximize drawer space.
- Made of durable ABS plastic.
- Round-cornered compartments for quick, easy retrieval of small parts.
- Fit either 2", 4" or larger drawers.
- One-piece design for 27" and 29" wide cabinets.
- Two-piece design for 34" wide cabinets.
- Sold per piece, not as a kit.

PART NO. FOR 27" CABINET	PART NO. FOR 29" CABINET	PART NO. FOR 34" CABINET	PART NO. FOR 5-1/2" ADDER ONLY	DIVIDER INSERT DESCRIPTION
81923	81929	81935	81939	2" DRAWER, 24 COMPARTMENTS
81921	81927	81933		2" DRAWER, 6 COMPARTMENTS
81922	81928	81934		2" DRAWER, 11 COMPARTMENTS
81924	81930	81936	81940	4" DRAWER, 4 COMPARTMENTS
81926	81932	81938		4" DRAWER, 12 COMPARTMENTS
81925	81931	81937		4" DRAWER, 7 COMPARTMENTS

## ORGANIZER TRAY

- Neatly holds a multitude of small parts.
- High impact black polystyrene.
- 10 compartments per tray.
- Tray size: 16"W x 11"D x 1-1/4"H.



PART NO.	NUMBER OF TRAYS
82222	(1) TRAY
82223	(2) TRAYS

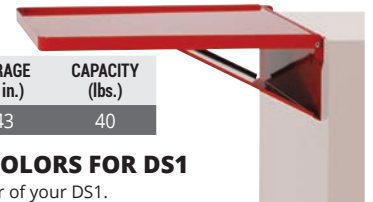


## DS1

### FOLD-AWAY CABINET SHELF

- Folds flat when not in use
- Raised sides keep tools from falling off
- Fits any 18" depth Industrial Cabinet

	DRS.	WIDTH	DEPTH	HEIGHT	NET / SHIP WT. (lbs.)	STORAGE (sq. in.)	CAPACITY (lbs.)
Overall	-	20 1/8"	17 1/4"	1"	10.5 / 11	343	40



### AVAILABLE COLORS FOR DS1




Customize the color of your DS1. Simply place one of the abbreviations at the end of the model number.

## COATED WORK SURFACE

- Durable, coated MDF work surface protects cabinet top.
- Textured, nonporous coating is easy to clean and won't crack or warp.
- Non-skid texture keeps tools in place.

PART NO.	FITS MODEL NUMBER	DIMENSIONS
80384	273X, 275X, 277X, 285X,	26-3/4"W x 17-3/4"D x 1"H
80385	295X, 297X	28-3/4"W x 19-3/4"D x 1"H
80386	348X	33-3/4"W x 19-3/4"D x 1"H
80387	205X	13-3/8"W x 19-3/4"D x 1"H
80388	310X, 315X	39"W x 17-3/4"D x 1"H
80390	185X	13-3/8"W x 17-3/4"D x 1"H



## CABINET PLASTIC WORK SURFACE

- Seamless, ABS black plastic cover fits snugly over roller cabinet top.
- 3/4" raised lip helps prevent roll offs.
- Easy to clean, adds finished look.

PART NO.	FOR CABINET DIMENSIONS
82170	27"W x 18"D
82171	29"W x 20"D
82172	34"W x 20"D



## CABINET TOP MAT


- Protects against scuffs and abrasions.
- Reduces chest movement.
- Black vinyl pre-cut mat, .075" thick.

PART NO.	FITS MODEL NUMBER	DIMENSIONS
82091	285(X), 273(X), 275(X), 277(X), 378(X)	26-3/4"W x 17-3/4"D
82092	348(X)	33-3/4"W x 19-3/4"D
82093	2805(X), 295(X), 297(X)	28-3/4"W x 19-3/4"D
82099	310(X), 315(X)	39"W x 17-3/4"D



**MAGNETIC VINYL TOOL CONTROL SHEETS**


- Enhance your visual tool control at a glance
- Cutouts made from magnetic colored vinyl let you identify missing tools instantly
- Simply trace tools with an erasable marker, cut out the shapes, & apply to panels
- Cutouts peel off easily for effortless repositioning
- 1/32" thick



Tools & panels not included




PART #	WIDTH	DEPTH	COLOR
99814	24"	18"	Red
99815	24"	18"	Blue
99816	24"	18"	White
99817	24"	18"	Yellow



**50002**  
2-PANEL STEEL  
TOOLBOARD SET

- (2) 18" x 36" steel toolboard panels
- Set covers 9 sq. ft. of wall space
- Hole spacing is 1 1/2"



**50004**  
4-PANEL STEEL TOOLBOARD SET

- (4) 18" x 36" steel toolboard panels
- Set covers 18 sq. ft. of wall space
- Hole spacing is 1 1/2"
- 60-pc Toolholder hook set (99853)

PART #	SPECIFICATIONS	STEEL GAUGE						
		WIDTH	DEPTH	HEIGHT	NET / SHIP WT.	SQ. IN.	PANELS	BODY
50002	<b>2-Panel Steel Toolboard Set</b> (Measurement is each panel)	18"	1/2"	36"	13 / 16 lbs.	1,296	20 ga	
50004	<b>4-Panel Steel Toolboard Set</b> (Measurement is each panel)	18"	1/2"	36"	32 / 37 lbs.	2,592	20 ga	

**SEE PAGES 24 AND 25 FOR A LIST OF TOOL HOLDER HOOK SETS AND ACCESSORIES**



**AVAILABLE COLORS**

Customize the color of your products. Simply place one of the abbreviations at the end of the model number.




**MADE IN THE USA**

## 99851

### 10-PC TOOL HOLDER HOOK SET

- 4 Single Vertical End Hooks
- 2 Single Angled End Hooks
- 4 Double Vertical End Hooks

Panel not included




## 99852

### 30-PC TOOL HOLDER HOOK SET

- 17 Assorted Single Hooks
- 4 Assorted Double Hooks
- 2 Assorted Plier Hooks
- 4 Assorted Spring Clips
- 1 Ring Hook, Screwdriver Unit, & Wrench Rack

Panel not included




QTY		PART NUMBER		DESCRIPTION
		<b>99851</b>		<b>10 Piece Tool Holder Hook Set</b>
		<b>99852</b>		<b>30 Piece Tool Holder Hook Set</b>
		<b>99853</b>		<b>60 Piece Tool Holder Hook Set</b>
2	8	12	99820	1" Vertical End Hook, Single
2	2	5	99821	2" Vertical End Hook, Single
	2	5	99822	3" Vertical End Hook, Single
2	3	5	99823	2-3/8" Angled End Hook, Single
	1	3	99824	4" Angled End Hook, Single
	1	3	99825	6" Angled End Hook, Single
2	1	3	99827	1" Double Hook Vertical End
2	1	3	99828	2" Double Hook Vertical End
	1	2	99829	2" Double Hook Angled End
	1	1	99830	4" Double Hook Angled End
	1	2	99831	1-3/8" Plier Hook
	1	2	99832	2-1/8" Plier Hook
	2	3	99833	1/2" Single Spring Clip
		3	99834	5/8" Single Spring Clip
	1	2	99835	3/4" Single Spring Clip
	1	2	99836	1" Single Spring Clip
	1	1	99839	2-3/8" Ring Hook
	1	1	99840	17-1/2" Screwdriver Unit
	1	1	99841	5/15" Wrench Rack
		1	99842	4-1/2" Allen Key Unit

## 99853

### 60-PC TOOL HOLDER HOOK SET

- 33 Assorted Single Hooks
- 9 Assorted Double Hooks
- 4 Assorted Plier Hooks
- 10 Assorted Spring Clips
- 1 Ring Hook, Screwdriver Unit, & Wrench Rack
- 1 Allen Key Unit

Panel not included





**99840**



**99841**



**99846**



**99848**



**99842**

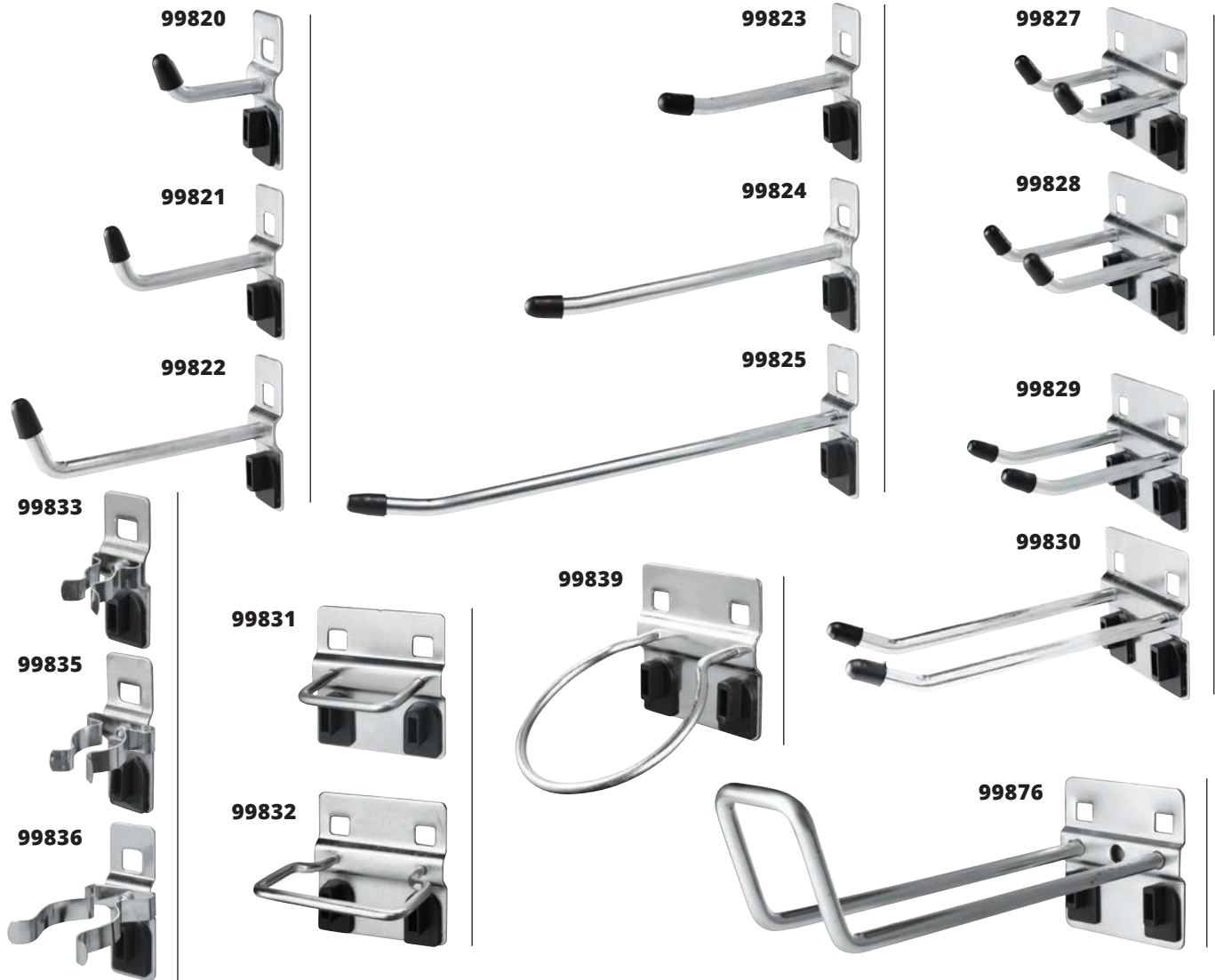


**99847**

PART #	DESCRIPTION	SPECIFICATIONS				PRODUCT FEATURES
		WIDTH	DEPTH	HEIGHT	CAPACITY	
99840	Toolboard 12-Screwdriver Rack	17-3/4"	3/4"	1-1/2"	10 lbs.	Stores up to 12 screwdrivers, chisels or files
99841	Toolboard 8-Wrench Rack	5-1/2"	7"	1-3/4"	15 lbs.	Stores up to 8 SAE or metric combination wrenches
99842	Toolboard 9-Key Hex Wr. Rack	4-1/2"	1"	3-1/2"	5 lbs.	Stores up to 8 SAE or metric hex wrenches
99846	Toolboard Parts Shelf	17-1/2"	6-3/4"	4"	40 lbs.	Supports up to 40 lbs.
99847	4" W Storage Bin Support	4"	3/4"	3"	20 lbs.	Supports multiple bin sizes (Bins sold separately)
99848	17-3/4" W Storage Bin Support	17-3/4"	3/4"	3"	40 lbs.	Supports multiple bin sizes (Bins sold separately)

# TOOLBOARD ACCESSORIES

**VTC** SERIES  
VISUAL TOOL CONTROL




PART#	DESCRIPTION	UNIT			INSIDE		BEND			CAPACITY	PRODUCT FEATURES
		WIDTH	DEPTH	HEIGHT	DIAM.	WIDTH	ANGLE	HEIGHT			
99820	1" Toolboard Hook w/60° end, 10 pc.	3/4"	1"	2 3/8"	1/4"	-	60°	5/8"	20 lbs.	Const. of 1/4" diam. wire	
99821	2" Toolboard Hook w/70° end, 10 pc.	3/4"	2"	2 3/8"	1/4"	-	70°	3/4"	20 lbs.	Const. of 1/4" diam. wire	
99822	3" Toolboard Hook w/70° end, 10 pc.	3/4"	3"	2 3/8"	1/4"	-	70°	3/4"	20 lbs.	Const. of 1/4" diam. wire	
99823	2 1/2" Toolboard Hook w/10° end, 10 pc.	3/4"	2 3/8"	2 3/8"	1/4"	-	10°	5/8"	20 lbs.	Const. of 1/4" diam. wire	
99824	4" Toolboard Hook w/10° end, 10 pc.	3/4"	4"	2 3/8"	1/4"	-	10°	3/4"	20 lbs.	Const. of 1/4" diam. wire	
99825	6" Toolboard Hook w/10° end, 10 pc.	3/4"	6"	2 3/8"	1/4"	-	10°	3/4"	20 lbs.	Const. of 1/4" diam. wire	
99827	1" Toolboard Double Hook w/50° end, 10 pc.	2 1/4"	1"	2 3/8"	1 3/8"	1 1/4"	50°	5/8"	40 lbs.	Const. of 1/4" diam. wire	
99828	2" Toolboard Double Hook w/50° end, 10 pc.	2 1/4"	2"	2 3/8"	1 3/8"	1 1/4"	50°	5/8"	40 lbs.	Const. of 1/4" diam. wire	
99829	2" Toolboard Double Hook w/10° end, 10 pc.	2 1/4"	2"	2 3/8"	1"	1 1/4"	10°	5/8"	40 lbs.	Const. of 1/4" diam. wire	
99830	4" Toolboard Double Hook w/10° end, 10 pc.	2 1/4"	4"	2 3/8"	1"	1 1/4"	10°	5/8"	40 lbs.	Const. of 1/4" diam. wire	
99831	1 3/8" W Toolboard Plier Hook, 10 pc.	2 1/4"	1 1/4"	2 3/8"	-	1 1/2"	-	-	40 lbs.	Const. of 1/4" diam. wire	
99832	2 1/8" W Toolboard Plier Hook, 10 pc.	2 1/4"	1 1/4"	2 3/8"	-	2 1/8"	-	-	40 lbs.	Const. of 1/4" diam. wire	
99833	1/2" Diam. Toolboard Spring Clip, 10 pc.	3/4"	2"	2 3/8"	3/8"	-	-	-	3 lbs.	Holds tools up to 3 lbs.	
99835	3/4" Diam. Toolboard Spring Clip, 10 pc.	3/4"	2"	2 3/8"	5/8"	-	-	-	3 lbs.	Holds tools up to 3 lbs.	
99836	1" Diam. Toolboard Spring Clip, 10 pc.	3/4"	2"	2 3/8"	1"	-	-	-	3 lbs.	Holds tools up to 3 lbs.	
99839	2 3/8" Diam. Toolboard Ring Hook, 2 pc.	2 1/4"	3"	2 3/8"	2 3/8"	-	-30°	2 3/8"	40 lbs.	Const. of 1/4" diam. wire	
99876	6" Loop-Hook w/vertical end, 5 pc.	2 1/4"	6"	2 3/8"	-	1 1/4"	75°	2"	20 lbs.	Const. of 1/4" diam. wire	

# INDEX

---

185X.....	17, 19	80782.....	19	84044.....	7
205X.....	13, 19	80786.....	19	99814.....	20
21040.....	18	80787.....	19	99815.....	20
21040B.....	18	81921.....	19	99816.....	20
220.....	11, 18	81922.....	19	99817.....	20
2600.....	8, 9	81923.....	19	99820.....	21, 23
2602.....	8, 9, 19	81924.....	19	99821.....	21, 23
2603.....	8, 9, 19	81925.....	19	99822.....	21, 23
2604.....	8, 9, 19	81926.....	19	99823.....	21, 23
263.....	7, 9, 19	81927.....	19	99824.....	21, 23
266.....	7, 9, 19	81928.....	19	99825.....	21, 23
273X.....	9, 17, 19	81929.....	19	99827.....	21, 23
275X.....	9, 17, 19	81930.....	19	99828.....	21, 23
277X.....	9, 17, 19	81931.....	19	99829.....	21, 23
2805X.....	13	81932.....	19	99830.....	21, 23
285X.....	16, 19	81933.....	19	99831.....	21, 23
295X.....	9, 13, 19	81934.....	19	99832.....	21, 23
297X.....	9, 13, 19	81935.....	19	99833.....	21, 23
297XB.....	12	81936.....	19	99835.....	21, 23
297XR.....	12	81937.....	19	99836.....	21, 23
310X.....	15, 17, 19	81938.....	19	99839.....	21, 23
315X.....	14, 15, 19	81939.....	19	99840.....	21, 22
315XR.....	14	81940.....	19	99841.....	21, 22
348X.....	9, 13, 19	82091.....	19	99842.....	21, 22
360.....	7, 9, 19	82092.....	19	99846.....	22
360B.....	6	82093.....	19	99847.....	22
3611.....	4, 5, 9	82099.....	19	99848.....	22
378X.....	9, 16, 19	82170.....	19	99851.....	21
50002.....	20	82171.....	19	99852.....	21
50004.....	20	82172.....	19	99853.....	20, 21
5150.....	4, 9	82222.....	19	99876.....	23
520.....	4, 5, 9, 18	82223.....	19	DS1.....	19
520B.....	18	84027.....	13	K20.....	10, 11, 18
5220.....	11	84030.....	13	K24.....	10, 11
526.....	4, 5, 9	84032.....	13	MC22.....	4, 9
52611.....	4, 5, 9	84037.....	15-17	MC28.....	4, 9
526B.....	4	84038.....	18		
620.....	4, 5, 9, 18	84039.....	15, 17		
620B.....	18	84043.....	7, 8		
80780.....	19				



## Keep Your Kennedy Operating Like New

Slides—A light coating of oil on the friction slides will preserve and provide easy movement of parts.

Cleaning of Finish—Your Kennedy wrinkle finish unit can be cleaned periodically with WD-40® or Murphy® Oil Soap. Smooth finish units should be cleaned with a soft cloth, dampened with warm water.

## Have you Registered your Kennedy?

Go to <http://buykennedy.com/product-registration/> follow the prompts to file your registration online.

*PRODUCT REGISTRATION AT **KENNEDYMFG.COM***

### LIMITED WARRANTY

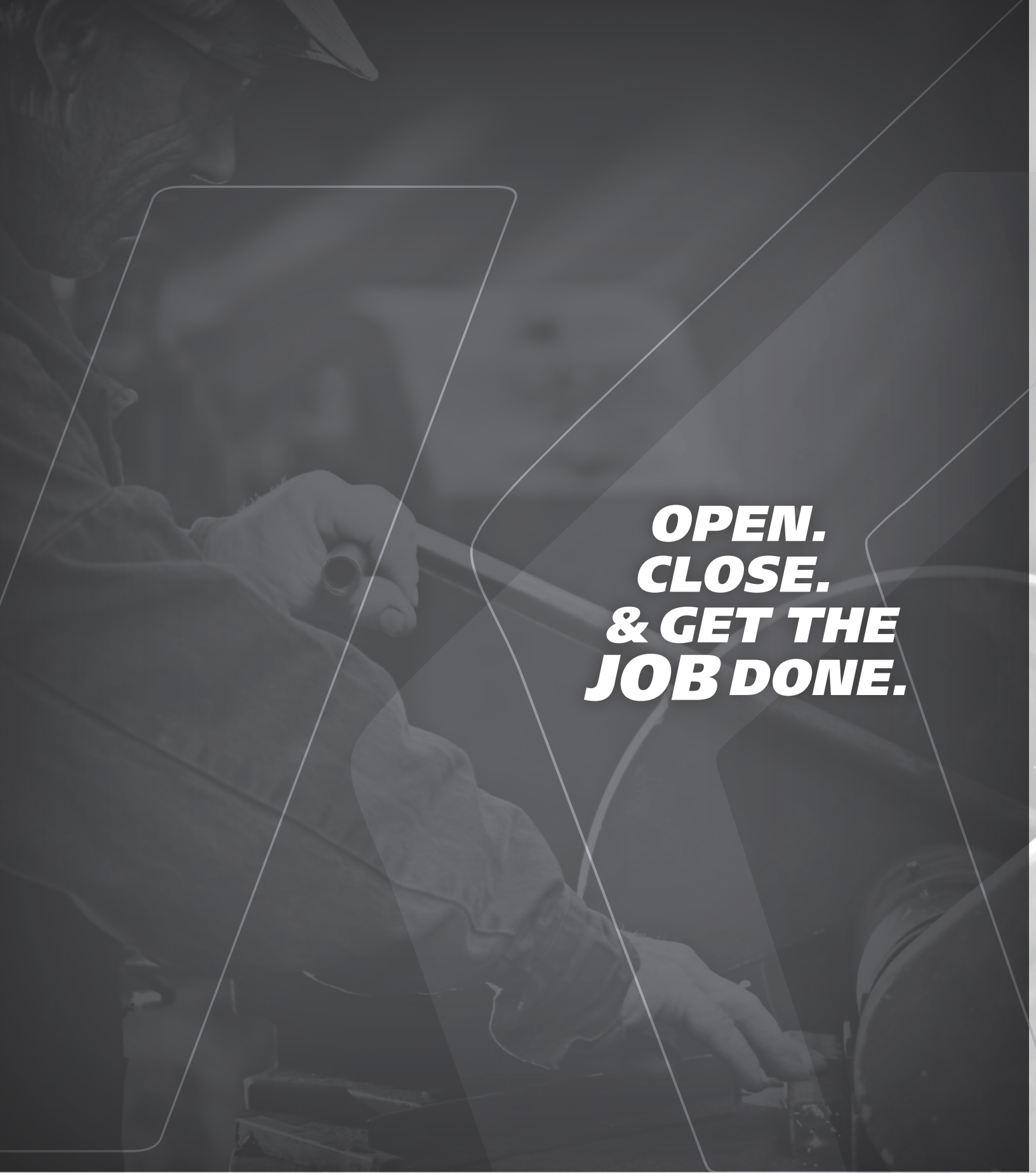
Kennedy Manufacturing Company products are warranted by Kennedy Manufacturing Co., Van Wert, Ohio, against defects in workmanship as long as you own the product. This is a limited lifetime warranty. Kennedy will repair or replace any products which fail to give satisfactory service due to defective workmanship or materials. Kennedy will not warranty any product subjected to abnormal use. Abnormal use includes unreasonable use, misuse, neglect, lack of maintenance or modification.

### LIMITATION OF LIABILITY

To the extent allowable under applicable law, Kennedy's liability for consequential and incidental damages is expressly disclaimed. Kennedy's liability in all events is limited to, and shall not exceed, the purchase price.

**MADE  
IN THE USA** 





**OPEN.  
CLOSE.  
& GET THE  
JOB DONE.**

1260 Industrial Drive, Van Wert, OH 45891  
800-413-8665 | KennedyMFG.com | custserv@kennedymfg.com  
CQT Kennedy LLC dba Kennedy Manufacturing Co.

**KENNEDY**<sup>®</sup>  
A1000 REV 09/2018