

# DISTINCTIVE STYLE

Washroom Accessories, Partitions and Lockers from Bradley are the perfect complement for commercial restroom and locker room applications. Stylish yet durable, Bradley's Division 10 product lines bring exceptional continuity to your design.



Grab Bars  
Aerix® Hand Dryers  
Hotel & Healthcare  
Child Care Solutions

Janitorial & Sanitation  
Mirrors & Shelves  
Napkin & Tampon Vendors  
Soap Dispensers

Toilet Paper Dispensers  
Towel Dispensers  
Waste Receptacles  
Euro Style Partitions

Mills® Partitions  
Lenox® Lockers

Celebrating the way the world washes.



# A COMPLETE SUITE OF WASHROOM ACCESSORIES

With an extensive offering of accessories for basic restrooms to high end applications and everything in between, Bradley is your source for stylish, dependable, long-lasting washroom accessories.



Earn LEED credits with Bradley's stainless steel accessories which contain the industry average 25% post-consumer and 35% pre-consumer recycled content.





# DIPL<sup>o</sup>MAT™

With over 50 models, Diplomat Accessories offer design flexibility with a single aesthetic.



Waste Receptacle  
Model 3A15-11



Towel Dispenser  
Model 2A10-11



Toilet Paper Dispenser  
Model 5A10



Seat Cover Dispenser  
Model 5A40



Napkin/Tampon Vendor  
Model 4A20

Combi Towel Dispenser/Waste Receptacle  
Model 2A05

## Standard Series Accessories offer a clean, linear look.

Hundreds of models available in recessed, semi-recessed, and surface-mounted styles.



Waste Receptacle  
Model 334



Towel Dispenser  
Model 250-15



Toilet Paper Dispenser  
Model 5402



Seat Cover Dispenser  
Model 583



Napkin/Tampon Vendor  
Model 407



Mirrors  
Model 780

Combi Towel Dispenser/Waste Receptacle  
Model 234



## NEW! Hand Sanitizer Dispensers and Dispenser Stand

Encourage hand hygiene anywhere in your facility with Bradley's freestanding hand sanitizer dispenser stand. Perfect for high traffic areas, the stand is strong and sturdy with a square base made of 11 gauge stainless steel, is easy to transport and features an integral drip tray to keep floors clean.

**Model 6A20-11 Dispenser Stand** pairs perfectly with Diplomat **6A Series Hand Sanitizer Dispensers**.



Liquid/Gel Sanitizer Dispenser  
Model 6A00



Foam Sanitizer Dispenser  
Model 6A01



Liquid Mist Sanitizer Dispenser  
Model 6A02

- Save 70–85% on sanitizer compared to proprietary systems
- Tested in high traffic settings for hundreds of thousands of cycles
- Dispenser capacity of 27 oz (800 mL)
- Vandal-resistant filler hole cover and sight gauge
- Corrosion-resistant sanitizer valve
- Brushed stainless steel finish
- Easy to fill and refill



## Grab Bars

- Safety-grip finish application to entire bar ensures safety from any angle
- Robotic welded construction for consistent quality
- Models with concealed mounting have simple round hole style installation on center flanges
- Complies with ADA Standards for Grab Bars (609.3, 609.4, 609.8 and Operable Parts (309.4). As well as ANSI117.1 309.4.



Concealed mounting,  
Supports up to 1,000  
lb (454 kg) static load  
812 Series



Exposed mounting,  
Supports up to 1,000 lb  
(454 kg) static load  
817 Series



Swing-Up, supports  
a vertical force of  
up 550 lb (249 kg)  
8370-107 Series



## NEW! Electronic Roll Paper Towel Dispenser

Improve hygiene and save on operational costs with Bradley's electronic touchless roll towel dispenser. State of the art LiDAR (Light Detection and Ranging) sensing technology, jam free operation and easy maintenance features make the dispenser a perfect fit for any medium to high traffic area. And with no paper contract required, you're free to source paper that provides the best value for your facility.

- Manual push bar for backup dispensing
- Activation and low battery indicators
- Dispenser locks out after 3 dispenses without a tear to prevent false dispensing
- Battery operated; A/C adapter available
- Vandal resistant lockable covers
- ADA compliant when installed per guidelines



ABS high-impact plastic  
Model 2498



Fingerprint-free  
304 stainless steel cover  
Model 2499



## Towel Dispensers & Waste Receptacles

Towel dispensers accommodate single-fold, multi-fold, C-fold, roll paper towels and center pull.



Towel Dispenser  
Model 2442



Diplomat Towel Dispenser  
Model 2A02



Waste Receptacle  
Model 357



Waste Receptacle  
NEW! Model 369-11



## Child Care Solutions



**Baby Changing Station**  
Model 962



**Baby Changing Station**  
Model 9631



**Toddler Seat**  
Model 964



## Mirrors

- Theft-resistant mounting system
- 15-year warranty against silver spoilage and corrosion
- Standard, tempered, stainless steel, laminated and Plexiglas®
- Glass mirrors meet ASTM C1503 and ASTM C1036
- Exclusive system provides two layers of protection
- Shelf options



**Angle-framed**  
Model 780



**Frameless**  
Model 747



**Frosted Frameless**  
Model 747F



**Tilt Mirror**  
Model 782

**Channel-framed**  
Model 781



## Medicine Cabinets



**Medicine cabinet**  
Model 9663 recess mounted;  
reversible swing



**Medicine cabinet**  
Model 9664 surface mounted,  
reversible swing

## Vendors & Combination Units



**Diplomat Napkin/  
Tampon Vendor**  
Model 4A20



**Napkin/Tampon  
Vendor**  
Model 407



**Napkin Disposal**  
Model 4722-15



**Napkin Disposal**  
Model 4781-11



## Soap & Toilet Paper Dispensers



**Soap Dispenser Sensor-activated**  
Model 6315-KT



**NEW! Horizontal Foam Soap Dispenser**  
Model 6542-73



**Dual-roll  
Dispenser**  
Model 5402



**Jumbo-roll Dispenser**  
Model 5425



**Coreless Jumbo  
Dual-roll Dispenser**  
Model 5426



**Jumbo Dual-roll  
Toilet Paper  
Dispenser/  
Waste Receptacle**  
Model 5951

## Verge™ Soap Dispensers and Faucets

Create washroom harmony with the new line of touch free Verge™ coordinating soap dispenser and faucet sets. Never again sacrifice style with mismatched soap and faucets. Designed to complement the sophisticated Verge handwashing basins, the new soap and faucet pairs work beautifully with any basin to provide the finishing touch to your commercial restroom designs.




Crestt Series

Metro Series

Linea Series

Zen Series

## Available in six popular finishes



Brushed  
Black  
Stainless

Brushed  
Bronze

Brushed  
Brass

Brushed  
Nickel

Brushed  
Stainless

Polished  
Chrome



Metro Soap and Faucet  
in Brushed Brass



Crestt Soap and Faucet  
in Brushed Nickel



OmniDeck with Zen Soap and Faucet in Polished Chrome

### Multi-feed Soap System

Save time and money with the new Verge Multi-feed Soap System featuring only 1 fill port with a large capacity 1.3 gallon (5.0 L) tank that can supply up to six soap dispensers. Ideal for high traffic applications with multiple handwashing stations such as airports, convention centers, shopping malls and schools.



## Aerix® Hand Dryers

Bradley's complete line of Aerix® hand dryers cover any application or budget. NEW Aerix+ dryers incorporate the latest technology for the fastest drying times available. And the vertical, dual-sided dryer has an easy-to-empty water collection tray to keep floors and walls clean.

| DRYER LINE               | Aerix+  |  |  | Aerix   |   |  |  |   |
|--------------------------|---|--|--|---|---|--|--|---|
| TRAFFIC                  | VERY HIGH   |  |  | HIGH  |   | MEDIUM   |  |   |
| MODEL                    |  |   |   |    |   |   |                       |    |
|                          | 2923-2874<br>2923-28B<br>2923-28W   | 2921-S0000H  | 2922-2873<br>2922-2874   | 2901-2873<br>2901-2874  | 2902-2874   | 2903-2800  | 2904-2800  | 2905-2873   |
| ADJUSTABLE SPEED         | •   | •  | •  | •   | •   |  |  |   |
| ADA                      | •   | •  |  |   | •   |  |  |   |
| UNIVERSAL VOLTAGE        | •   |  |  | •   | •   |  |  |   |
| RETROFIT                 | •   | •  | •  | •   | •   | •  | •  | •   |
| VANDAL RESISTANT         | •   | •  | •  | •   | •   | •  | •  |   |
| DRYING TIME (SECONDS)    | 10–12   | 10–12  | 10–12  | 12–15   | 12–15   | 29   | 29   | 38  |
| ANTIMICROBIAL TECHNOLOGY | •   | •  | •  |   |   |  |  |   |
| HEPA FILTRATION          | •   | •  |  |   |   |  |  |   |
| APPLICATION              | Any Environment   | <ul style="list-style-type: none"> <li>• Stadiums &amp; Arenas</li> <li>• Schools</li> <li>• Transit Stations</li> <li>• Airports</li> </ul> | <ul style="list-style-type: none"> <li>• Stadiums &amp; Arenas</li> <li>• Schools</li> <li>• Transit Stations</li> <li>• Airports</li> </ul> | <ul style="list-style-type: none"> <li>• Offices</li> <li>• Schools</li> <li>• Libraries</li> <li>• Malls</li> <li>• Theme Parks</li> <li>• Movie Theaters</li> </ul> | <ul style="list-style-type: none"> <li>• Malls</li> <li>• Restaurants</li> <li>• Hotels</li> <li>• Spas</li> <li>• Museums</li> <li>• Movie Theaters</li> </ul> | <ul style="list-style-type: none"> <li>• Schools</li> <li>• Fast Food Restaurants</li> <li>• Manufacturing Facilities</li> </ul> | <ul style="list-style-type: none"> <li>• Schools</li> <li>• Rest Areas</li> <li>• Campgrounds</li> </ul> | <ul style="list-style-type: none"> <li>• Childcare Facilities</li> <li>• Religious Facilities</li> <li>• Small Offices</li> </ul> |

# MILLS® PARTITIONS

Offering a wide selection of the most innovative product materials available, Mills® partitions suit a variety of applications and environments. Quality materials provide key features to architects and specifiers, such as aesthetic appeal, vandal resistance, low cost and warranties. From high-performance material options to creative style solutions, Mills partitions provide smart, economical choices.





## Stainless Steel

- Mills takes this popular look to the limit with seamless panels
- Facing sheets of panels and doors integrally locked together
- Corners are welded smooth or adhered with a corner clip
- The Permaseal™ design is stronger than conventional crown molding construction
- Extra-height doors and panels available when additional privacy is needed
- The finish wraps completely around the edges





Door latches with convenient green and red occupancy indicators

## Powder Coated

This quality powder coated finish combined with the exclusive Permaseal™ design makes Mills the best high value metal partition system available.

- State-of-the-art paint system offers rich palette of colors
- Extra-height doors and panels available when additional privacy is needed
- Durable, high performance powder coat finish allows for long-lasting beauty





Integral hinge system hidden in the door cavity

No gaps between doors and pilasters

## Bradmar™ Solid Plastic

Partitions, Urinal and Sight Screens and Shower Dividers are fabricated from 30% pre-consumer, 100%pre-consumer or 100% post-consumer recycled high density polyethylene (HDPE). A variety of color options provides many design options.

- Low maintenance and high vandal resistance
- Withstands wet and humid environments
- Ideal for all high traffic restrooms such as schools, theme parks, stadiums and arenas
- 15-year warranty — one of the industry’s best
- No Site™ style option ensures privacy (pictured to left)
- Extra-height doors and panels available for added privacy
- Floor-mounted, overhead braced and floor-to-ceiling mounting styles



## Phenolic Core

Its impact resistance and superior strength are a result of high heat and high-pressure molding of solid phenolic core material with a decorative melamine surface.

- Resists water, oil and bacteria
- Withstands wet and humid environments
- Extra-height doors and panels available when additional privacy is needed
- Perfect for high traffic areas



# LENOX® LOCKERS

Practical. Durable. Preferred. With exclusive, patented features you can't find anywhere else, Lenox® Lockers are the preferred specification in locker rooms all over the country.





On average, each Lenox Locker in a post-consumer color keeps more than **500 milk jugs out of landfills, which = 242.5 kWh** in Delivered Electricity Equivalent, which = **2,828.73 Thousand Btu** in Net Energy Savings, which = enough energy saved to run a:



**DAYS**



**6.5 DAYS**



**8 DAYS**

**WEEKS**



**3 WEEKS**

**MONTHS**



**5.5 MONTHS**



**6 MONTHS**

## HDPE Solid Plastic

Unlike metal, Lenox Lockers are constructed from corrosion-proof, high-density polyethylene (HDPE) material that won't rust or dent.

- More resistant to scratches & easier to repair than metal
- GREENGUARD certified as a low emitting material
- 100% post-consumer HDPE recycled material available in two colors



## Metal lockers don't stand a chance.

Quick installation and low maintenance costs can add up to a 50% life cycle cost savings with patented Lenox Lockers.

## Cost Savings with Lenox Lockers

Over time, metal lockers can become dented and rusted like the tired looking example at left. Maintaining 50 metal lockers for 20 years with four paint jobs and two door replacements per locker could cost \$31,000!


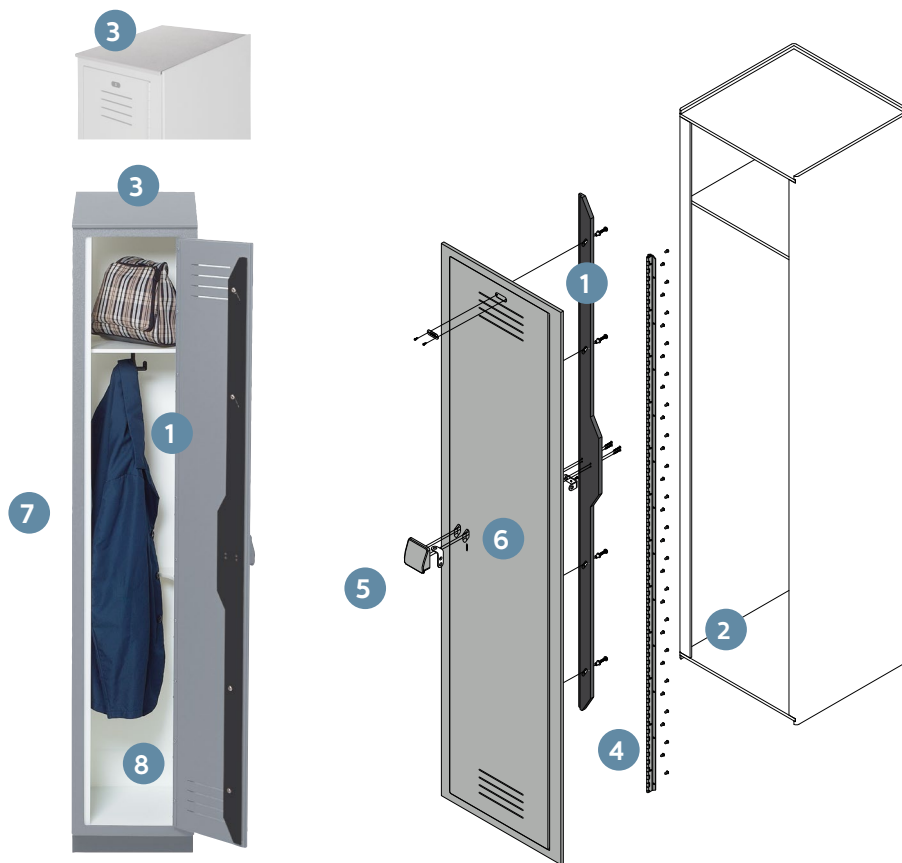
Plastic lockers may require an additional investment up front, but significant savings on repairs and maintenance will make up the difference over Lenox Lockers' 20-year life cycle.

| 20-year life cycle                        | Metal Lockers   | Lenox Lockers |
|---|-----------------|---------------|
| Paint 4 times @ \$100* per locker         | \$20,000        | \$0           |
| Replace doors 2 times @ \$110* per locker | \$11,000        | \$0           |
| <b>Cost to maintain 50 Lockers</b>        | <b>\$31,000</b> | <b>\$0</b>    |

\*Estimated cost

## The Lenox Locker Advantage cannot be found anywhere else!

- 1 Most secure locking/latch system available: patented continuous slide latch made of 1/2" (13mm) thick High-Density Polyethylene (HDPE) secures the entire length of the door
- 2 Patented integral box provides strength: top and bottom are welded to frame; door and frame assembly is welded to box
- 3 Optional slope top helps prevent items being stacked on top
- 4 Heavy-duty stainless steel piano hinge is more durable and longer lasting than aluminum or plastic
- 5 Ergonomic handle makes it easy to open the full length latch and conceals a metal hasp for pad locks
- 6 Multiple locking mechanism options
- 7 Ships fully assembled and ready for a fast and easy installation
- 8 Made from 30% pre-consumer content, 100% pre-consumer content or 100% post-consumer content



Key lock

Combination lock

Coin-operated lock

DCL keypad lock

Also available with Combination Padlocks.

## 20-Year warranty

Never paint a locker again! You get maintenance-free lockers that still look new after years of use. Even spray paint and magic markers are easily removed with standard cleaning products. All plastic locker parts and components carry a 20-year warranty against rust, corrosion, denting and delaminating under normal use. Normal use definition: Lockers installed in a climate-controlled environment, away from direct sunlight.



## 20-Year warranty

6,685,285; 6,792,661;  
6,793,299; 7,029,078;  
7,223,317; 7,278,695;  
7,510,249; 7,699,412;  
7,789,471; 8,113,602  
& other patents pending



One tier with XL option shown with end panel



Two tier and four tier styles

## Standard Locker

A wide range of sizes, tiers, colors and options.

Tiers: 1 – 6

6-tier: 72" (1829mm) height only

**Height:** 24", 36", 48", 60" or 72"  
(609mm, 914mm, 1219mm, 1524mm, or 1829mm)

**Width Options:** 12", 15" or 18"  
(305mm, 381mm, or 457mm)

**Depth Options:** 12", 15" or 18"  
(305mm, 381mm, or 457mm)

### Need more space?

Extra depth options offer 30% more storage.

**XL Depth Options:** 21" or 24"  
(533mm 609mm)



## Gear Locker

With extra width & depth these lockers have plenty of secure storage space to accommodate all types of bulky equipment and gear.

Ship fully assembled for quick, easy installation.

'Soft-Down Stay' slow close hinge on storage bin — no slamming or pinched fingers.

Perfect for fire and police departments, locker rooms, recreation and fitness facilities.

**Height:** 72" (1829mm)  
**Width Options:** 24", 30" or 36"  
(609mm, 762mm, or 914mm)  
**Depth Options:** 18", 21" or 24"  
(457mm, 533mm, or 610mm)



## Z-Locker

Lenox Z-Lockers provide practical multi-level storage without wasted floor space.

Tiers: 2

**Height:** 60" or 72"  
(1524mm, or 1829mm)

**Width Options:** 15" or 18"  
(381mm, or 457mm)

**Depth Options:** 12", 15" or 18"  
(305mm, 381mm, or 457mm)


### Need more space?

**XL Depth Options:** 21" or 24"  
(533mm 609mm)



## DCL Locking System

Bradley's easy to operate locking systems are ideal for securing Lenox® Lockers in wet and chlorinated environments.

- Water and chlorine resistant for reliable operation in harsh, corrosive environments
- Green and red LED light indicators
- Audible keypad beeps to confirm selections
- Override key lock for easy maintenance
- Public user mode allows patrons to set 4-digit PIN for locking and unlocking. PIN resets after each use
- Auto unlock after set amount of time ensures patrons don't leave items overnight
- Optional features make programming easy for your specific application
- ADA model available 



## Cubby Bench

Convenient seating and easy-access storage.

(Three cubby lockers pictured)



## Cubby Locker

Easy-access, durable cubby lockers are perfect for items that do not require locked storage.



## Locker Bench

Convenient seating and storage with hasp lock.



## Pedestal Bench

Locker room benches complete the long line of solid plastic products for your restroom and locker room applications.

VISIT [BRADLEYCORP.COM](http://BRADLEYCORP.COM) FOR BIM/REVIT AND TECHNICAL DOCUMENTS

Plus color options for Partitions and Lockers. Contact your Bradley Rep for samples.



**Commercial Washrooms. Brought to Life.**

HANDWASHING & DRYING | ACCESSORIES | PARTITIONS | LOCKERS

[bradleycorp.com](http://bradleycorp.com)  
800 BRADLEY +1 262 251 6000  
W142 N9101 Fountain Boulevard  
Menomonee Falls, WI USA 53051



4165-3-0321